

Manual de usuario Simulador FINANCEN



Erasmus+

Co-funded by the
Europe for Citizens Programme
of the European Union



Entorno: vista general

Menú desplegable

Se incluye el acceso a los cursos y otros recursos.

Logo

Se abre la portada con la lista de cursos y los anuncios.

?

Manuales y foro de soporte. Responda cualquier duda sobre el entorno aquí.

EN

Selección rápida de idioma. Puede modificarlo de forma permanente en su perfil.

The screenshot shows the homepage of the 'Digital Simulator for Entrepreneurial Finance'. At the top, there is a navigation bar with a hamburger menu, the 'FINANCEN_LAB' logo, a language selector set to 'EN', and a user profile for 'Estudiante Kilian CITICAN'. The main heading reads 'Digital Simulator for Entrepreneurial Finance'. Below this, a paragraph describes the tool: 'The digital simulator tool, on the basis of introduced data and different scenarios, will generate different challenges to the students-entrepreneurs in order to test and evaluate the financial part an entrepreneur's proposal and also provide recommendation according to the real input of different financial agents such as banks, private investors, business angels or collaborative funding platforms. In this output, the project introduces several innovations through two key technological elements: social learning and Artificial Intelligence.' Three key features are highlighted with icons: 'Manage essential financial situations needed in entrepreneurship.', 'Have access to practical entrepreneurial financial education.', and 'Interact with banking/financial entities or private investors and learn from the generated interactions.' Below these are four content cards: 'Crowdfunding' (spread the word and raise funds), 'Business Angel' (get an investor), 'Bootstrapping' (do more with less), and 'Venture Capital' (start-up with potential). A 'Site announcements' section shows a forum post titled 'Welcome' by 'Administrador FinancenLAB' from Monday, 24 January 2022, 10:26 AM, with the text 'Hello'. A 'Permalink' and 'Discuss this topic (0 replies so far)' are also visible. A 'Subscribe to this forum' link is present.

Menú del usuario y alertas

Perfil: revise sus datos personales y de contacto.

Mensajes: mensajería interna del sistema.

Preferencias: modifique aquí su cuenta, su contraseña, su idioma y configure los foros.

Cerrar sesión: cuando termine cierre la sesión para que nadie entre con su usuario.

Alertas: comunicaciones no atendidas.

CASOS

Listado de casos a los que se tiene acceso.

AVISOS

Avisos generales del sitio.



Erasmus+

Co-funded by the Europe for Citizens Programme of the European Union

Iniciar un nuevo intento.

Si hubiera intentos abiertos, se detendrán pudiéndose retomar en otro momento.

Indique el motivo en la ventana emergente para poder detener el intento actual.

Identificador de intento

El número de la izquierda indica las veces que se ha iniciado un nuevo intento.

El número de la derecha indica las veces que se ha reiniciado alguna etapa del caso.

Identificador de estado

El icono rojo indica que el caso no fue finalizado y puede ser continuado.

El icono verde, indica que el caso fue terminado y puede ser revisado.

Crowdfunding

In this case you will explore different crowdfunding platforms to apply them in a real context.



Continuar el último intento.





Este botón aparecerá cuando haya intentos sin terminar
Los intentos se guardan automáticamente a medida que interacciona con ellos.

Acciones sobre los intentos:

Continuar intentos para finalizarlos
Abrir intentos finalizados para revisarlos.

Camino seguido

Indica el camino seguido durante la compleción del caso.
Es posible que haya más de un camino para su resolución.

	Attempt	Started	Completed	Path	Actions
	1.0	2022-01-17 21:11:30	2022-01-18 18:21:01	home, stage...	 Open
	2.0	2022-01-18 21:40:25	-	home, stage...	 Continue



Erasmus+

Co-funded by the
Europe for Citizens Programme
of the European Union

Case introduction

The project "Royalplatz 7" is a new construction project with a total of 21 residential units and three commercial units with a weighted living area of approx. 2,350m² in Stockerau, close to the city limits of Vienna. In addition, 36 parking spaces are allocated to the residential units. The flats have large open spaces (private gardens, balconies and terraces) and face south, east and west. The floor plans of the flats are in line with modern requirements and vary from 2 rooms (up to 4 rooms (approx. 114 m²)). The objective of this crowdfunding campaign is to partially redeem the capital invested for the first phase, with a milestone of € 984864.

The development project is located in the area of Landstraße 1, and this new Royalplatz 7 project will be located in the old town of Stockerau. It is impressive in terms of architecture, social amenities (meeting and communication area), functional floor plan solutions and residential character. Numerous local suppliers, banks, doctors and facilities for daily needs are in the immediate vicinity.

The project is characterised by an environment with high development potential, as well as an experienced project developer and an excellent network. Investors receive an annual interest rate of 6.50% on their invested capital. The interest is distributed to investors every year. The invested capital is reimbursed to investors at the end of a maximum term of 24 months.

- Annual distributions: During the term, the lender will receive an annual distribution of 6.50%.
- In the short term: The lender will receive his invested capital after the realisation of the individual units. According to the planning, this will take place after a maximum of 24 months.



Enunciados y variables aleatorias

Cada intento muestra enunciados y variables nuevas. Practique distintas situaciones iniciando el caso múltiples veces.

Ocultar y mostrar etapa

Puede replegar y desplegar las etapas para revisar contenidos y aportes anteriores.

Información complementaria

Enlaces a materiales de apoyo que se sugiere revisar para completar la etapa.

Botón de navegación

Sirve para avanzar en el caso. En algunas etapas estará oculto hasta que complete sus actividades. Rellenen todos los campos o elija las opciones del stage para que se muestre.



Erasmus+

Co-funded by the
Europe for Citizens Programme
of the European Union



Casos: Actividades incrustadas

Stage anterior replegado.

Los stages terminados se repliegan.

Pulse sobre la barra superior para poder mostrarlos.

Una vez terminado un stage no podrá cambiar sus entradas a menos que lo reinicie.

Entrada de datos (tablas y formularios)

Hay varias formas de introducir datos en el simulador. Por lo general deberá rellenarlos todos para poder avanzar.

Una vez los rellene haga click fuera de los campos para que se muestren los botones de navegación.

Case introduction

Selection of crowdfunding type and modality

Choose from the following crowdfunding options:

In this table, you should fill in the fields with different platforms of your choice in order to form a comparative table to help you make a decision

Platform/Conditions	Sample		
Duration Campaign	sample		
Platform Commission	sample		
Payment platform fee	sample		
Method of payment for contributions	sample		
Method of transfer to the originator	sample		
Days until you get paid	sample		
Aimed at	sample		
Project approval	sample		
Extras	sample		

+ info

DONATION CROWDFUNDING REWARD CROWDFUNDING EQUITY CROWDFUNDING CROWDLENDING

Reiniciar etapa

Si quisiera reiniciar alguna etapa del stage que haya terminado pulse este botón. Esto genera una nueva versión del intento, que podrá ver en la portada del simulador.

Se reiniciará esta etapa y las siguientes pero no se modificarán los enunciados ni variables iniciales. Indique el motivo en la ventana emergente mostrada.

Botones de navegación

Rellene todos los campos para poder avanzar



Erasmus+

Co-funded by the
Europe for Citizens Programme
of the European Union

Casos: Entrega de actividades

1. Pulse sobre la entrega



2. Rellene el mensaje y adjunte un documento si fuera preciso

Send a text or attachment with the response. The academic team may initiate a discussion which can be followed up in the case forum.

Message !

Discussion subscription ?

Attachment ? Maximum file size: Unlimited, maximum number of files: 1

Files

You can drag and drop files here to add them.

The screenshot shows a message composition interface. At the top, there is a yellow instruction box. Below it, the 'Message' section has a rich text editor with a toolbar containing icons for undo, font color, bold, italic, bulleted list, numbered list, link, and unlink. Below the toolbar is a large text area. The 'Attachment' section shows a 'Files' folder icon and a dashed box with a blue arrow pointing down, indicating a drag-and-drop area for files.

3. Entrega realizada (en verde)
Si quisiera reenviar la entrega
reinicie la etapa (botón papelera)



Erasmus+

Co-funded by the
Europe for Citizens Programme
of the European Union

Casos: Finalizar el caso

Para finalizar el caso se abrirá una ventana emergente para que el usuario aporte sus comentarios.

Una vez realizado el aporte se dará por finalizado el caso y se regresará a la portada.

Se sugiere reintentar el caso más veces y explorar distintas situaciones y condiciones.

Campaign creation and promotion

This is the last stage, if you have added new elements to your advertising campaign (PDF that you delivered in previous stages), add a pdf document here. If you have not added new items, you do not need to add it again

 **Activity**

Delivered

FINALISE THE CASE



Erasmus+

Co-funded by the
Europe for Citizens Programme
of the European Union